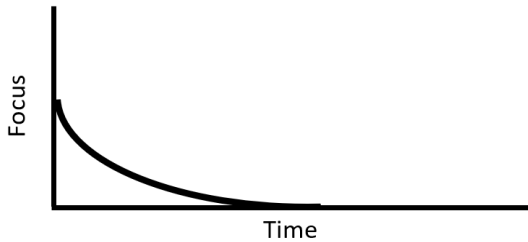


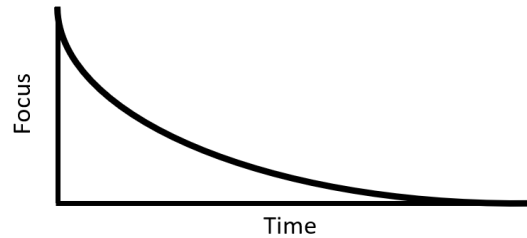
# When should I revise?

In order to revise effectively, you have to think hard. Thinking hard is tiring. Therefore, when you revise, you should choose a time when find it easiest to focus. This should be a time when you are well-rested and when you are used to working.

Revising when you are tired:

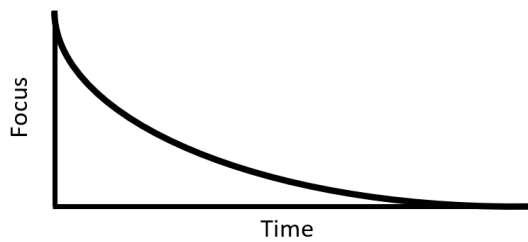


Revising when you are well-rested:

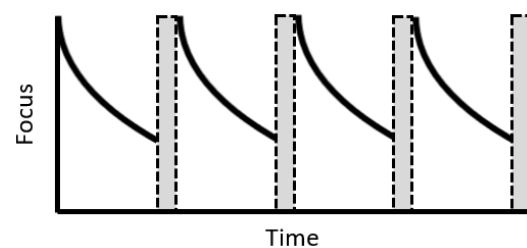


You should also take regular breaks when you revise. These breaks can be structured using a method called the Pomodoro technique.

Revising without a break:



Revising with small regular breaks:



## When revising:

### Do:

- ✓ ...get into a routine of revising at a particular point every day.
- ✓ ...revise when you are well-rested or at a time when you are used to working.
- ✓ ...take regular small breaks.

### Don't:

- X ...depend on when you *want* to revise.
- X ...revise late at night or when you are tired.
- X ...try to force yourself to work for long periods of time without a break.

### **Planning revision sessions using the Pomodoro Technique:**

Choose a time when you are well-rested and used to working.

Decide the specific task you are going to complete (e.g. I will complete a module about electrolysis).

Set up your study area (See "Where should I revise?").

Decide on how many 25-minute slots you will need to complete the task you have decided to complete.

Remove your phone and any other distractions from your working space.

Set a timer for 25 minutes. Ideally use a digital timer which is *not* on your phone.

Spend the *entire* 25 minutes working. If you have spare time at the end, start another task.

When the timer goes off, leave your working area and take a 5-minute break.

Repeat. Take a longer break after every 3 25-minute sessions.